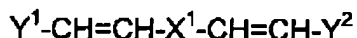


**AMENDMENT TO THE CLAIMS**

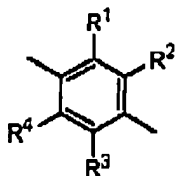
The following claims listing replaces all prior claims listings:

1. (Withdrawn) An organic electroluminescent element in which an organic layer having a luminescent region is arranged between an anode and a cathode, characterized in that said organic layer is constructed of at least one layer formed from a mixture containing at least one species of the aminostyryl compounds represented by the following general formula [I].

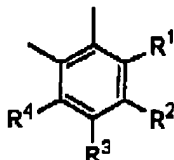
General formula [I]



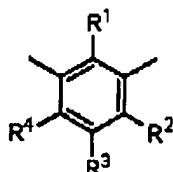
[where, in the general formula [I] above,  $X^1$  denotes any of the following general formulas (1) to (7)



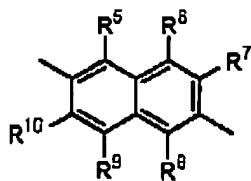
(1)



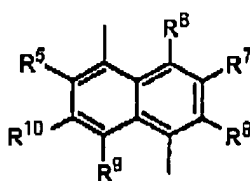
(2)



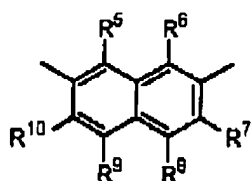
(3)



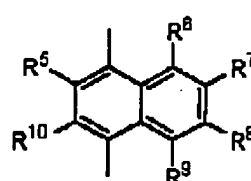
(4)



(5)



(6)



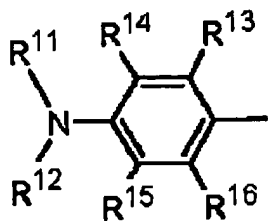
(7)

(where, in the general formulas (1) to (3) above, at least one of  $R^1$  to  $R^4$  is a group selected from halogen atoms, nitro groups, cyano groups, and fluoroalkyl groups, and others are groups selected from hydrogen atom, alkyl groups, aryl groups, alkoxy groups, halogen atoms, nitro groups, cyano groups, and fluoroalkyl groups, which are identical or different; in the general formulas (4) to (7), at least one of  $R^5$  to  $R^{10}$  is a group selected from halogen atoms, nitro groups, cyano groups, and fluoroalkyl groups, and others are groups selected from hydrogen atom, alkyl groups, aryl groups, alkoxy groups, halogen atoms, nitro groups, cyano groups, and fluoroalkyl groups, which are identical or different.)

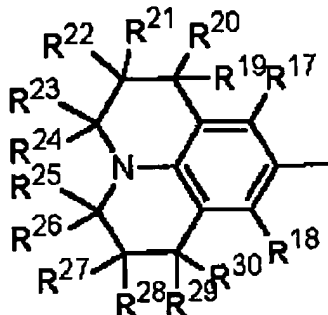
Application No. 10/009,021

Our Case No. 09793822-0158

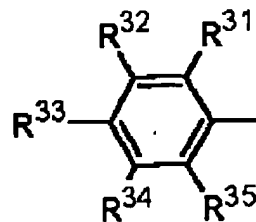
$Y^1$  is a group represented by the following general formula (8) or (9), and  $Y^2$  is a group represented by the following general formula (8), (9), or (10).



(8)



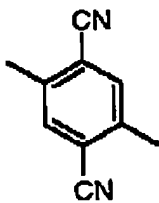
(9)



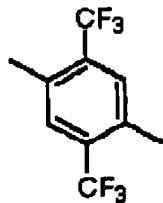
(10)

(where, in the general formulas (8) to (10) above,  $R^{11}$  and  $R^{12}$  each is a group selected from a hydrogen atom, alkyl groups with optional substituents, and aryl groups with optional substituents, which are identical or different; and  $R^{13}$  to  $R^{36}$  each is a group selected from a hydrogen atom, alkyl groups with optional substituents, and aryl groups with optional substituents, alkoxyl groups with optional substituents, halogen atoms, nitro groups, cyano groups, and fluoroalkyl groups, which are identical or different.)

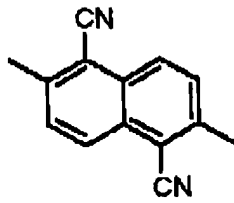
2. (Withdrawn) The organic electroluminescent element as defined in Claim 1, wherein the general formula [I] is characterized in that  $X^1$  is a group represented by any one of the following structural formulas (11) to (14)



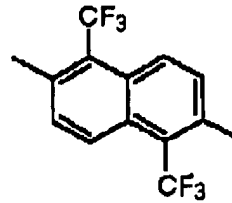
(11)



(12)



(13)



(14)

and  $Y^1$  and  $Y^2$  each is a group represented by the following general formula (8) or (9).



Application No. 10/009,021

Our Case No. 09793822-0158

6. (Withdrawn) The organic electroluminescent element as defined in Claim 1, wherein the organic layer is of organic multilayer structure composed of a hole transfer layer, a luminescent layer, and an electron transfer layer, with at least the luminescent layer in the organic multilayer structure being a layer of a mixture containing at least one species of the aminostyryl compounds represented by the general formula [I] above.

7. (Canceled) A luminescent device in which is used the organic electroluminescent element as defined in any of Claims 1 to 6.

8. (Canceled) The luminescent device as defined in Claim 7, which is constructed for use as a display device.

9. (Currently amended) ~~An organic electroluminescent element in which an organic layer having a luminescent region is arranged between an anode and a cathode, characterized in that said organic layer is constructed of at least one layer formed from a mixture containing at least one species of the aminostyryl compounds represented by the following structural formulas (15)-1 to (15)-12, (16)-1 to (16)-12, (17)-1 to (17)-6, and (18)-1 to (18)-6.~~

An electroluminescent element comprising:

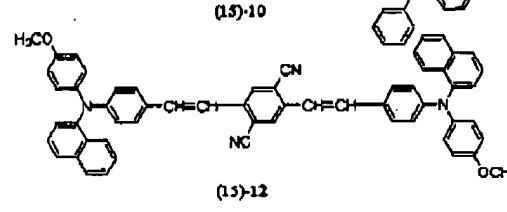
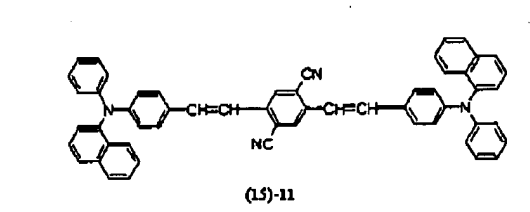
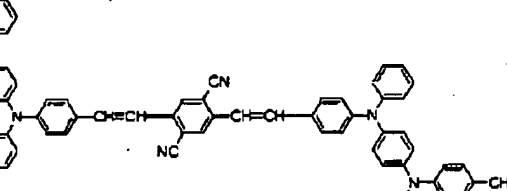
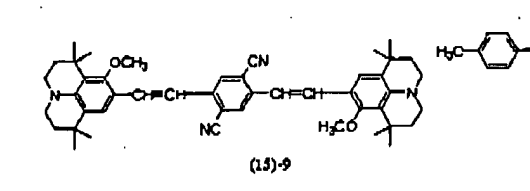
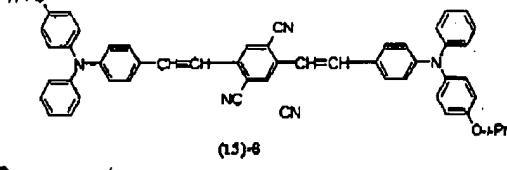
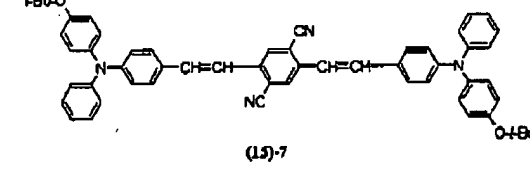
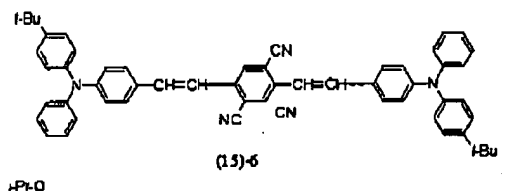
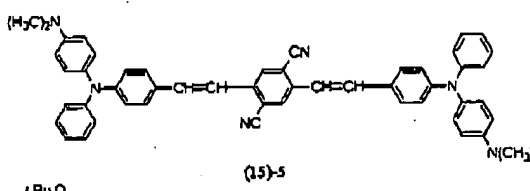
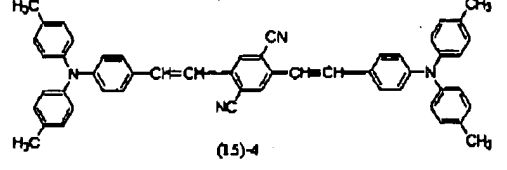
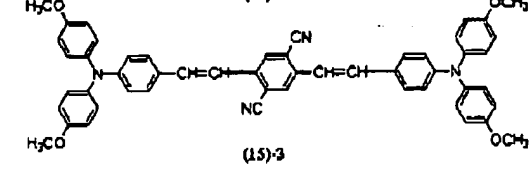
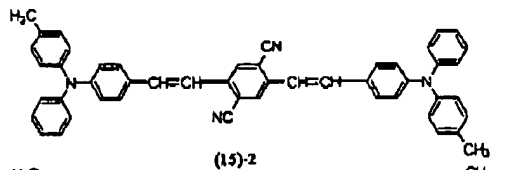
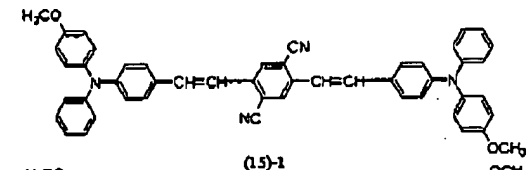
(a) a cathode and an anode.

(b) an organic layer disposed between the anode and the cathode, the organic layer comprising a luminescent organic material, the luminescent organic material comprising:

(i) at least one aminostyryl compound selected from the group consisting of (15)-1, (15)-9, (15)-10, (16)-1 to (16)-12, (17)-1 to (17)-6, and (18)-1 to (18)-6

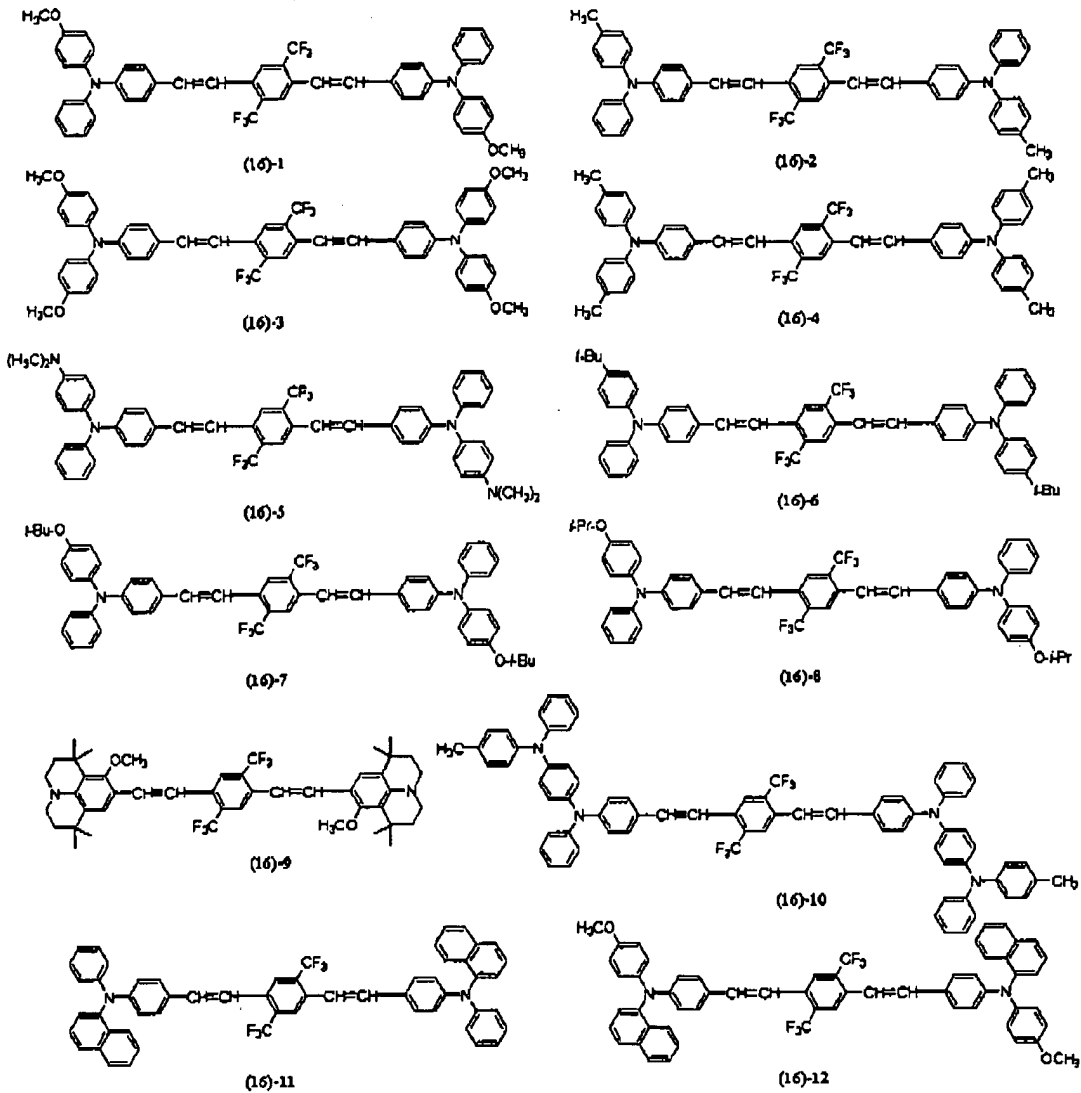
Application No. 10/009,021

Our Case No. 09793822-0158



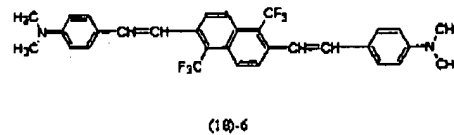
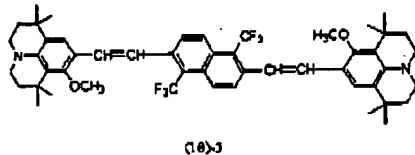
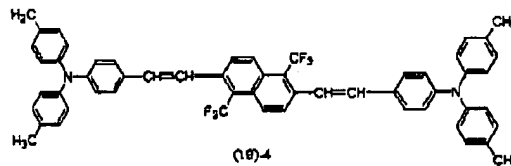
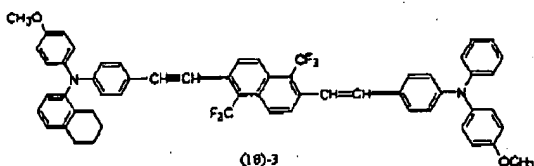
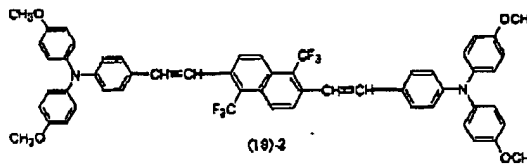
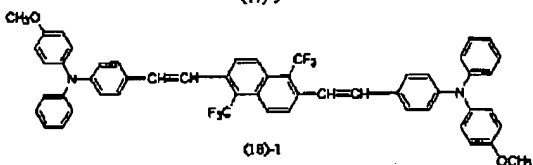
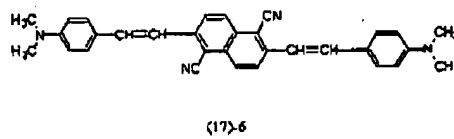
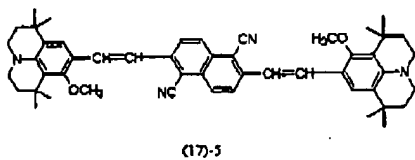
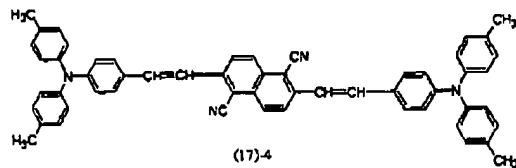
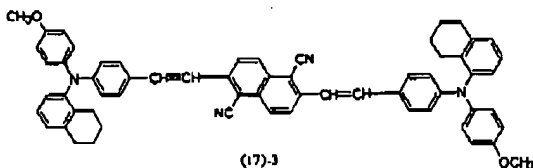
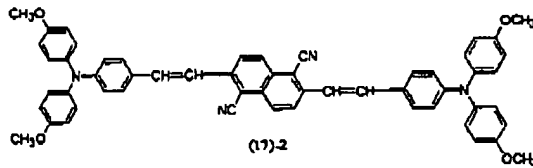
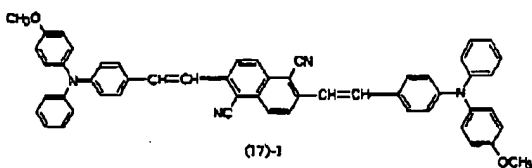
Application No. 10/009,021

Our Case No. 09793822-0158



Application No. 10/009,021

Our Case No. 09793822-0158



(ii) at least one compound selected from the group consisting of hole transport materials, electron transport materials, and dopants for red light emission.

10. (Currently amended) The organic electroluminescent element as defined in Claim 9, wherein the organic layer is of organic multilayer structure composed of a hole transfer layer and an electron transfer layer, with at least wherein the electron transfer layer in the organic multilayer structure being a layer of a mixture containing contains at least one species of said aminostyryl compounds.

Application No. 10/009,021

Our Case No. 09793822-0158

11. (Currently amended) The ~~organic~~ electroluminescent element as defined in Claim 9, wherein the organic layer is of organic multilayer structure composed of a hole transfer layer and an electron transfer layer, ~~with at least~~ wherein the hole transfer layer in the organic multilayer structure ~~being a layer of a mixture containing~~ comprises at least one species of said aminostyryl compounds.

12. (Currently amended) The ~~organic~~ electroluminescent element as defined in Claim 9, wherein the organic layer is of organic multilayer structure composed of a hole transfer layer and an electron transfer layer, ~~with~~ wherein the hole transfer layer ~~being a layer of a mixture containing~~ contains at least one species of the aminostyryl compounds mentioned above, and wherein the electron transfer layer ~~being a layer of a mixture containing~~ comprises at least one species of said aminostyryl compounds.

13. (Currently amended) The ~~organic~~ electroluminescent element as defined in Claim 9, wherein the organic layer is of organic multilayer structure composed of a hole transfer layer, a luminescent layer, and an electron transfer layer, ~~with at least~~ wherein the luminescent layer in the organic multilayer structure ~~being a layer of a mixture containing~~ comprises at least one species of said aminostyryl compounds.

14. (Currently amended) The ~~organic~~ electroluminescent element as defined in Claim 9, wherein the organic layer is constructed such that at least one layer therein is ~~a layer of a mixture containing said~~ comprises at least one species of the said aminostyryl compounds and a dye emitting red light ~~which has~~ with the emission maximum ~~in a range of~~ at a wavelength of 600 nm or more.

15. (Currently amended) The ~~organic~~ electroluminescent element as defined in Claim 14, wherein the organic layer is of organic multilayer structure composed of a hole transfer layer and an electron transfer layer, ~~with said~~ wherein at least one layer in the laminate structure being the electron transfer layer.

16. (Currently amended) The ~~organic~~ electroluminescent element as defined in Claim 14, wherein the organic layer is of organic multilayer structure composed of a



• Application No. 10/009,021

Our Case No. 09793822-0158

hole transfer layer and an electron transfer layer, with said wherein at least one layer in the laminate structure being the hole transfer layer.

17. (Currently amended) The ~~organic~~ electroluminescent element as defined in Claim 9, wherein the organic layer is of organic multilayer structure composed of a hole transfer layer and an electron transfer layer, with wherein the hole transfer layer being a layer of a mixture containing comprises at least one species of the said aminostyryl compounds and a dye emitting red light ~~which has the~~ with the emission maximum in the region beyond at a frequency of at least 600 nm, and wherein the electron transfer layer being a layer of a mixture containing comprises at least one species of the said aminostyryl compounds and a dye emitting red light ~~which has~~ with the emission maximum ~~in a range of~~ at a frequency of 600 nm or more.

18. (Currently amended) The ~~organic~~ electroluminescent element as defined in Claim 9, wherein the organic layer is of organic multilayer structure composed of a hole transfer layer, a luminescent layer, and an electron transfer layer, with the luminescent layer being a layer of a mixture containing comprising at least one species of the said aminostyryl compounds and a dye emitting red light ~~which has~~ with the emission maximum ~~in a range~~ at a frequency of 600 nm or more.

19. (Canceled) A luminescent device electroluminescent element as defined in any of Claims 9 to 18.

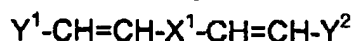
20. (Canceled) The luminescent device as defined in Claim 19, which is constructed for use as a display device.

21. (Withdrawn) An organic electroluminescent element in which an organic layer having a luminescent region is arranged between an anode and a cathode, characterized in that said organic layer is constructed of at least one layer formed from a light-emitting mixture containing at least one species of the aminostyryl compounds represented by the following general formula [I] and there exists a hole blocking layer adjacent to the cathode of the layer formed from a light-emitting mixture.

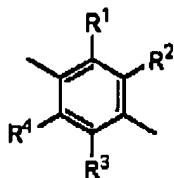
Application No. 10/009,021

Our Case No. 09793822-0158

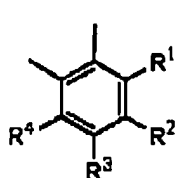
## General formula [I]



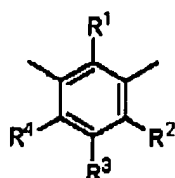
[where, in the general formula [I] above,  $X^1$  denotes any of the following general formulas (1) to (7)]



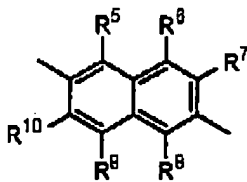
(1)



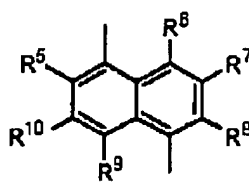
(2)



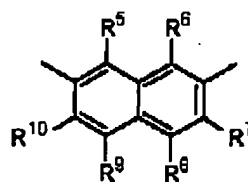
(3)



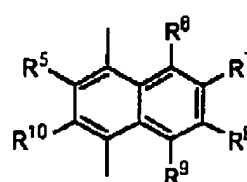
(4)



(5)



(6)



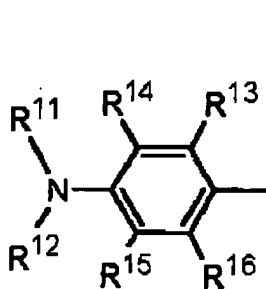
(7)

(where, in the general formulas (1) to (3) above, at least one of  $R^1$  to  $R^4$  is a group selected from halogen atoms, nitro groups, cyano groups, and fluoroalkyl groups, and others are groups selected from hydrogen atom, alkyl groups, aryl groups, alkoxy groups, halogen atoms, nitro groups, cyano groups, and fluoroalkyl groups, which are identical or different; in the general formulas (4) to (7), at least one of  $R^5$  to  $R^{10}$  is a group selected from halogen atoms, nitro groups, cyano groups, and fluoroalkyl groups, and others are groups selected from hydrogen atom, alkyl groups, aryl groups, alkoxy groups, halogen atoms, nitro groups, cyano groups, and fluoroalkyl groups, which are identical or different.)

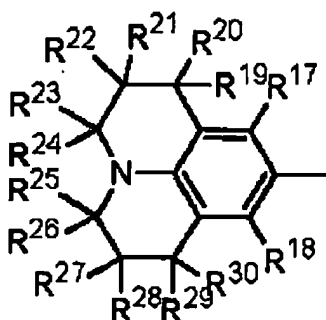
$Y^1$  is a group represented by the following general formula (8) or (9), and  $Y^2$  is a group represented by the following general formula (8), (9), or (10).

Application No: 10/009,021

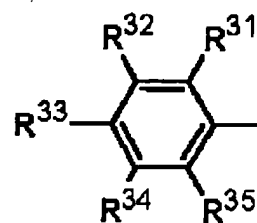
Our Case No. 09793822-0158



(8)



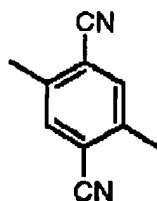
(9)



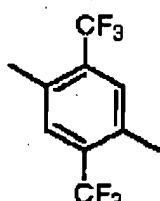
(10)

(where, in the general formulas (8) to (10) above,  $R^{11}$  and  $R^{12}$  each is a group selected from a hydrogen atom, alkyl groups with optional substituents, and aryl groups with optional substituents, which are identical or different; and  $R^{13}$  to  $R^{35}$  each is a group selected from a hydrogen atom, alkyl groups with optional substituents, and aryl groups with optional substituents, alkoxy groups with optional substituents, halogen atoms, nitro groups, cyano groups, and fluoroalkyl groups, which are identical or different.)

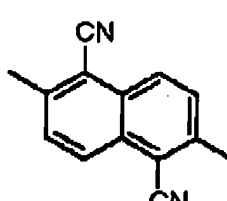
22. (Withdrawn) The organic electroluminescent element as defined in Claim 21, wherein the general formula [I] is characterized in that  $X^1$  is a group represented by any one of the following structural formulas (11) to (14)



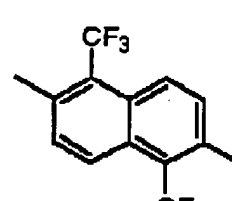
(11)



(12)



(13)

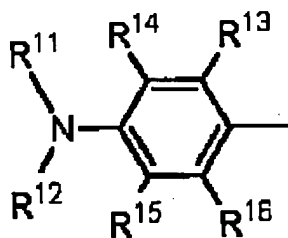


(14)

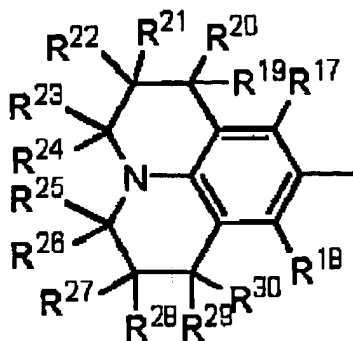
and  $Y^1$  and  $Y^2$  each is a group represented by the following general formula (8) or (9).

Application No. 10/009,021

Our Case No. 09793822-0158



(8)



(9)

(where, in the general formulas (8) and (9) above,  $R^{11}$  and  $R^{12}$  are defined as above,  $R^{13}$  to  $R^{30}$  are defined as above (or a trifluoromethyl group if defined as fluoroalkyl groups).

23. (Withdrawn) The organic electroluminescent element as defined in Claim 21, wherein the organic layer is of organic multilayer structure composed of a hole transfer layer and an electron transfer layer, with at least the electron transfer layer in the organic multilayer structure being the layer formed from a light emitting mixture containing at least one species of the aminostyryl compounds represented by the general formula [I] above.

24. (Withdrawn) The organic electroluminescent element as defined in Claim 21, wherein the organic layer is of organic multilayer structure composed of a hole transfer layer and an electron transfer layer, with at least the hole transfer layer in the organic multilayer structure being the layer formed from a light emitting mixture containing at least one species of the aminostyryl compounds represented by the general formula [I] above.

25. (Withdrawn) The organic electroluminescent element as defined in Claim 21, wherein the organic layer is of organic multilayer structure composed of a hole transfer layer and an electron transfer layer, with the hole transfer layer being a layer of a light-emitting mixture containing at least one species of the aminostyryl compounds represented by the general formula [I] above, and the electron transfer layer being a

Application No. 10/009,021

Our Case No. 09793822-0158

layer of a light-emitting mixture containing at least one species of the aminostyryl compounds represented by the general formula [I] above, and there exists a hole blocking layer adjacent to the cathode of the layer formed from a light-emitting mixture capable of electron transfer.

26. (Withdrawn) The organic electroluminescent element as defined in Claim 21, wherein the organic layer is of organic multilayer structure composed of a hole transfer layer, a luminescent layer, and an electron transfer layer, with at least the luminescent layer in the organic multilayer structure being the layer of a light-emitting mixture containing at least one species of the aminostyryl compounds represented by the general formula [I] above.

27. (Canceled) A luminescent device in which is used the organic electroluminescent element as defined in any of Claims 21 to 26.

28. (Canceled) The luminescent device as defined in Claim 27, which is constructed for use as a display device.

29. (Currently amended) ~~An organic electroluminescent element in which an organic layer having a luminescent region is arranged between an anode and a cathode, characterized in that said organic layer is constructed of at least one layer formed from a mixture containing at least one species of the aminostyryl compounds represented by the following structural formulas (15) 1 to (15) 12, (16) 1 to (16) 12, (17) 1 to (17) 6, and (18) 1 to (18) 6, and there exists a hole blocking layer adjacent to between the cathode of the layer formed from a light emitting mixture.~~

An electroluminescent element comprising:

(a) a cathode and an anode.

Application No. 10/009,021

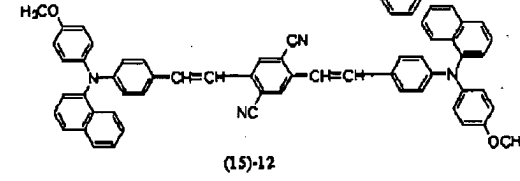
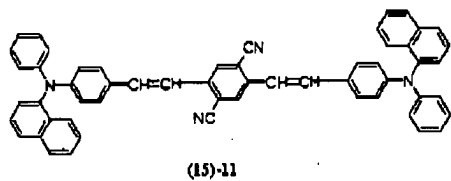
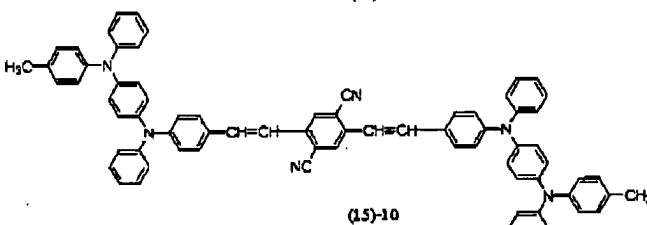
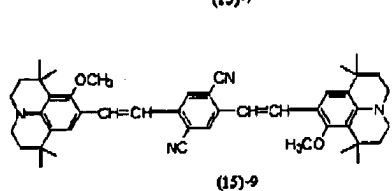
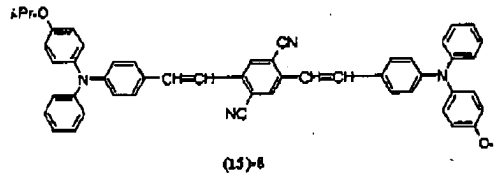
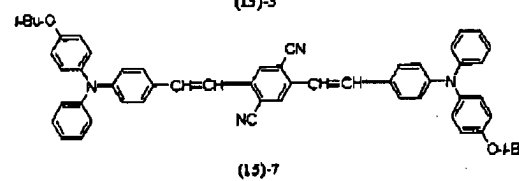
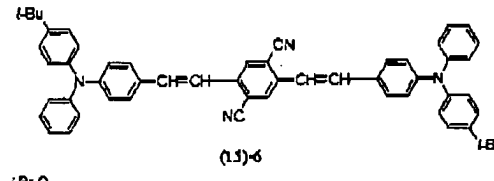
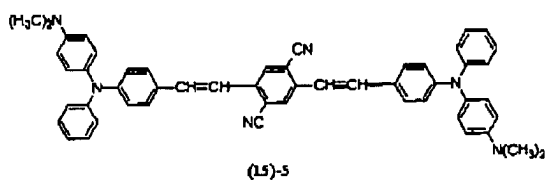
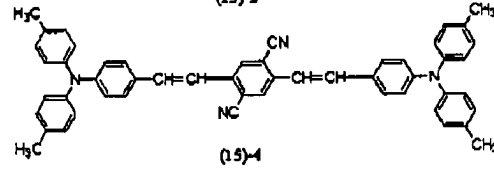
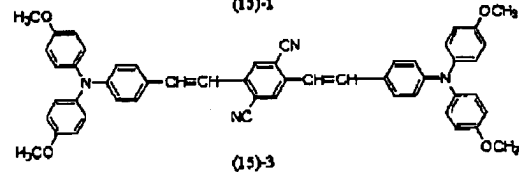
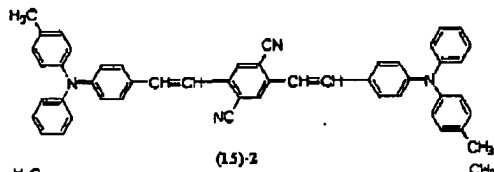
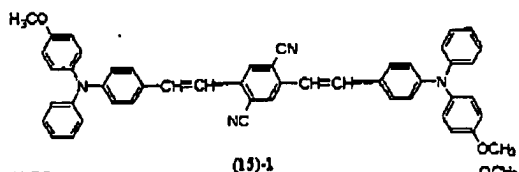
Our Case No. 09793822-0158

(b) an organic layer disposed between the anode and the cathode, the organic layer comprising a luminescent organic material, the luminescent organic material comprising:

(i) at least one aminostyryl compound selected from the group consisting of (15)-1, (15)-9, (15)-10, (16)-1 to (16)-12, (17)-1 to (17)-6, and (18)-1 to (18)-6

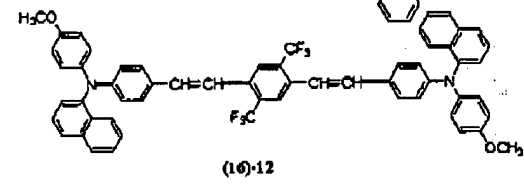
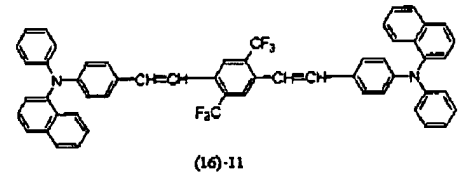
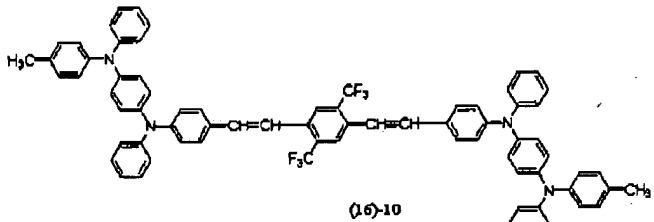
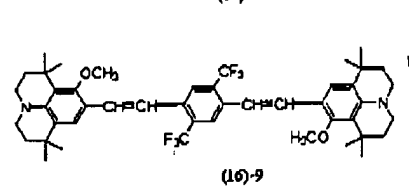
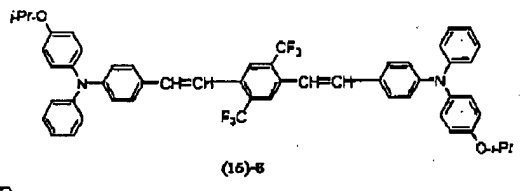
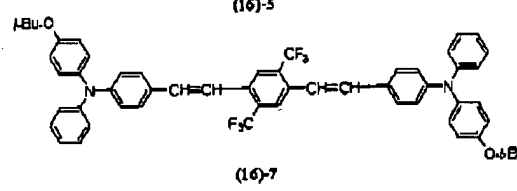
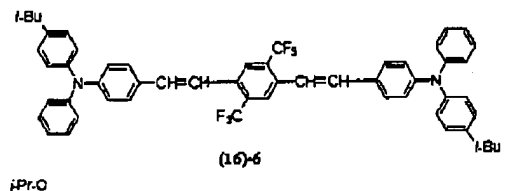
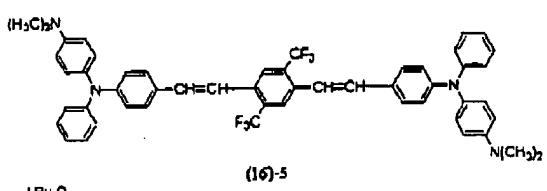
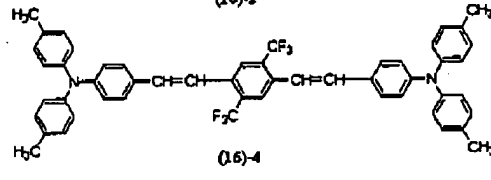
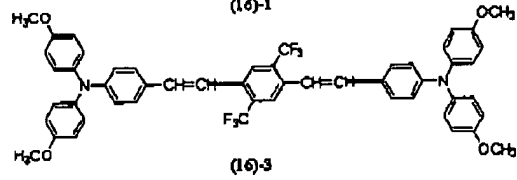
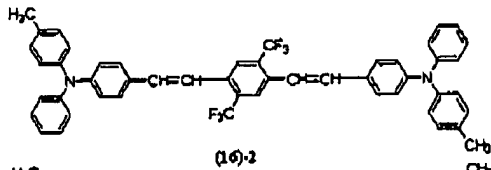
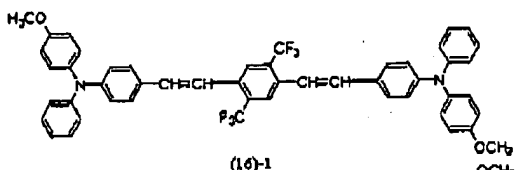
Application No. 10/009,021

Our Case No. 09793822-0158



"Application No. 10/009,021

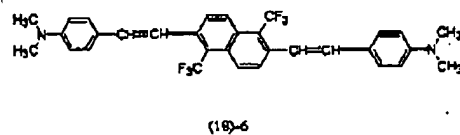
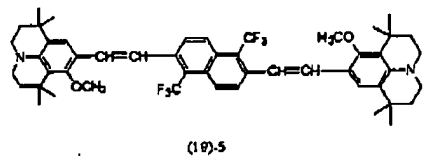
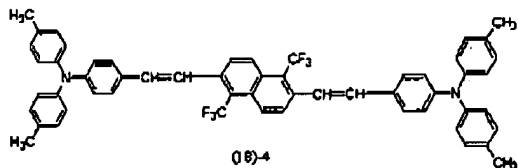
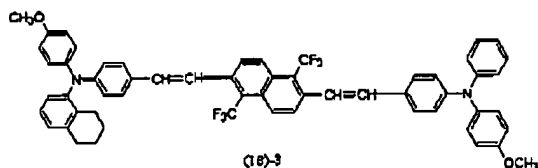
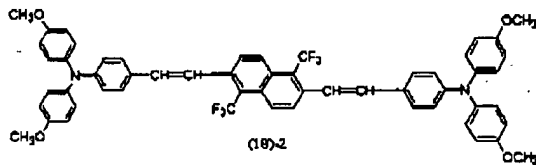
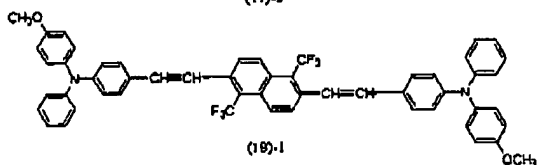
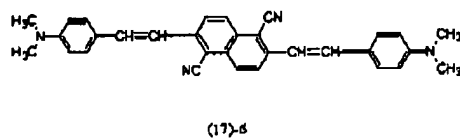
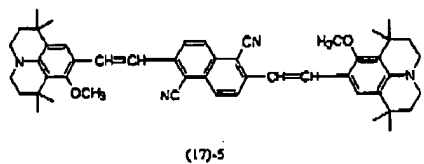
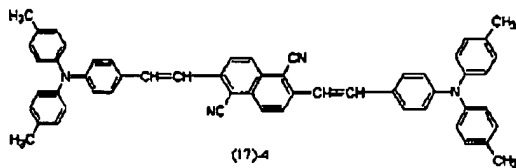
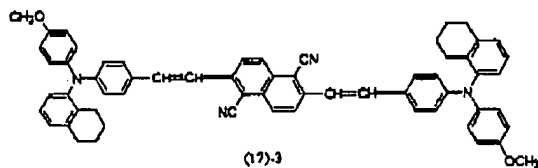
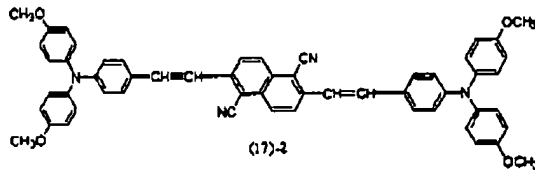
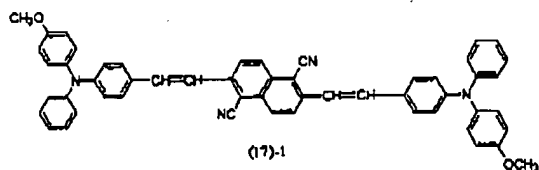
Our Case No. 09793822-0158





Application No. 10/009,021

Our Case No. 09793822-0168



(ii) at least one compound selected from the group consisting of hole transport materials, electron transport materials, and dopants for red light emission

(c) a hole blocking layer disposed between the cathode and organic layer (b).

30. (Currently amended) The ~~organic~~ electroluminescent element as defined in Claim 29, wherein the organic layer is of organic multilayer structure composed of a hole transfer layer and an electron transfer layer, ~~with at least wherein~~ the electron transfer layer in the organic multilayer structure ~~being the layer of~~ comprises a light-emitting mixture, said light-emitting mixture containing at least one species of the ~~of~~ said aminostyryl compounds.

31. (Currently amended) The ~~organic~~ electroluminescent element as defined in Claim 29, wherein the organic layer is of organic multilayer structure composed of a hole transfer layer and an electron transfer layer, ~~with at least wherein~~ the hole transfer layer in the organic multilayer structure ~~being the layer of~~ comprises a light-emitting mixture, said light-emitting mixture containing at least one species of the aminostyryl compounds.

32. (Currently amended) The ~~organic~~ electroluminescent element as defined in Claim 29, wherein the organic layer is of organic multilayer structure composed of a hole transfer layer and an electron transfer layer, ~~with wherein~~ the hole transfer layer ~~being the layer of~~ comprises a first light-emitting mixture, said light-emitting containing at least one species of the said aminostyryl compounds ~~mentioned above~~, and ~~wherein~~ the electron transfer layer ~~being the layer of~~ comprises a second light-emitting mixture, said second light-emitting mixture containing at least one species of the said aminostyryl compounds ~~mentioned above~~, and ~~there exists the~~ the electroluminescent element further comprising a hole blocking layer between the cathode and the electron transfer layer, adjacent to the cathode of the layer formed from a light-emitting mixture capable of electron transfer.

33. (Currently amended) The ~~organic~~ electroluminescent element as defined in Claim 29, wherein the organic layer is of organic multilayer structure composed of a hole transfer layer, a luminescent layer, and an electron transfer layer, ~~with at least wherein~~ the luminescent layer in the organic multilayer structure ~~being the layer of~~ comprises a light-emitting mixture, said light-emitting mixture containing at least one species of the ~~of~~ said aminostyryl compounds.

Application No. 10/009,021

Our Case No. 09793822-0158

34. (Currently amended) The ~~organic~~ electroluminescent element as defined in Claim 29, wherein the organic layer is constructed such that said at least one layer therein is the layer of a light-emitting mixture containing at least one species of the aminostyryl compounds and a dye emitting red light which has the emission maximum in the range of 600 nm or more.
35. (Currently amended) The ~~organic~~ electroluminescent element as defined in Claim 34, wherein the organic layer is of organic multilayer structure composed of a hole transfer layer and an electron transfer layer, with said at least one layer in the laminate structure being then electron transfer layer.
36. (Currently amended) The ~~organic~~ electroluminescent element as defined in Claim 34, wherein the organic layer is of organic multilayer structure composed of a hole transfer layer and an electron transfer layer, with said at least one layer in the laminate structure being the hole transfer layer.
37. (Currently amended) The ~~organic~~ electroluminescent element as defined in Claim 29, wherein the organic layer is of organic multilayer structure composed of a hole transfer layer and an electron transfer layer, with wherein the hole transfer layer being the layer of comprises a first light-emitting mixture, wherein said light-emitting mixture contains containing at least one species of the of said aminostyryl compounds and a dye emitting red light which has with the emission maximum in the region beyond at a frequency of at least 600 nm, and wherein the electron transfer layer being a layer of comprises a second light-emitting mixture, said second light-emitting mixture containing at least one species of the of said aminostyryl compounds and a dye emitting red light which has the with the emission maximum in a range of at a frequency of at least 600 nm or more, and there exists the the electroluminescent element further comprising a hole blocking layer between the cathode and the electron transfer layer. adjacent to the cathode of the layer formed from a light-emitting mixture capable of electron transfer.

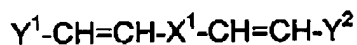
38. (Currently amended) The ~~organic~~ electroluminescent element as defined in Claim 29, wherein the organic layer is of organic multilayer structure composed of a hole transfer layer, a luminescent layer, and an electron transfer layer, ~~with the luminescent layer being the layer of wherein the luminescent layer comprises~~ a light-emitting mixture containing at least one ~~species of the~~ of said aminostyryl compounds and a dye emitting red light ~~which has with~~ the emission maximum ~~in a range of at a~~ frequency of at least 600 nm or more.

39. (Canceled) A luminescent device in which is used the organic electroluminescent element as defined in any of Claims 29 to 38.

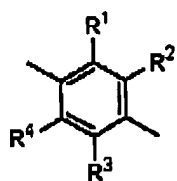
40. (Canceled) The luminescent device as defined in Claim 39, which is constructed for use as a display device.

41. (Withdrawn) An organic electroluminescent element in which an organic layer having a luminescent region is arranged between an anode and a cathode, characterized in that said organic layer is constructed of at least one layer formed from a aminostyryl compound represented by the following general formula [I] and there exists a hole blocking layer adjacent to the cathode of the layer of aminostyryl compound.

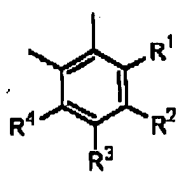
General formula [I]



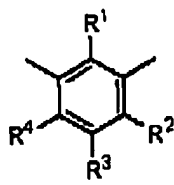
[where, in the general formula [I] above, X<sup>1</sup> denotes any of the following general formulas (1) to (7)



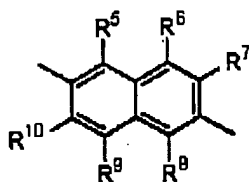
(1)



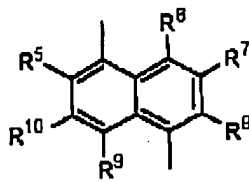
(2)



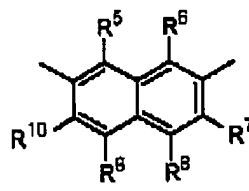
(3)



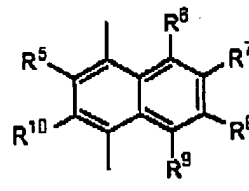
(4)



(5)



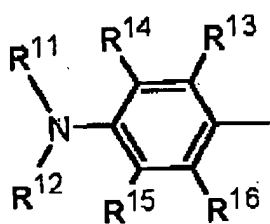
(6)



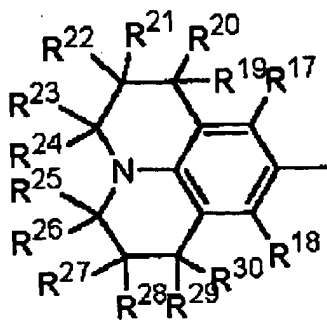
(7)

(where, in the general formulas (1) to (3) above, at least one of  $R^1$  to  $R^4$  is a group selected from halogen atoms, nitro groups, cyano groups, and fluoroalkyl groups, and others are groups selected from hydrogen atom, alkyl groups, aryl groups, alkoxy groups, halogen atoms, nitro groups, cyano groups, and fluoroalkyl groups, which are identical or different; in the general formulas (4) to (7), at least one of  $R^5$  to  $R^{10}$  is a group selected from halogen atoms, nitro groups, cyano groups, and fluoroalkyl groups, and others are groups selected from hydrogen atom, alkyl groups, aryl groups, alkoxy groups, halogen atoms, nitro groups, cyano groups, and fluoroalkyl groups, which are identical or different.)

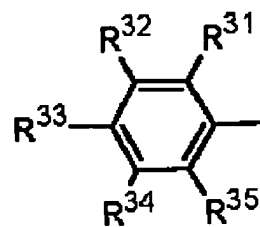
$Y^1$  is a group represented by the following general formula (8) or (9), and  $Y^2$  is a group represented by the following general formula (8), (9), or (10).



(8)



(9)



(10)

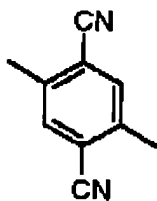
(where, in the general formulas (8) to (10) above,  $R^{11}$  and  $R^{12}$  each is a group selected from a hydrogen atom, alkyl groups with optional substituents, and aryl groups with

Application No. 10/009,021

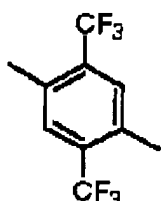
Our Case No. 09793822-0158

optional substituents, which are identical or different; and  $R^{13}$  to  $R^{35}$  each is a group selected from a hydrogen atom, alkyl groups with optional substituents, and aryl groups with optional substituents, alkoxy groups with optional substituents, halogen atoms, nitro groups, cyano groups, and fluoroalkyl groups, which are identical or different.)

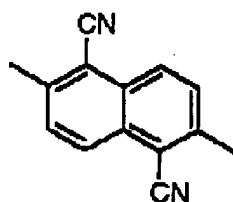
42. (Withdrawn) The organic electroluminescent element as defined in Claim 41, wherein the general formula [I] is characterized in that  $X^1$  is a group represented by any one of the following structural formulas (11) to (14)



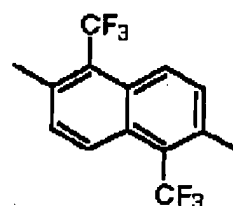
(11)



(12)

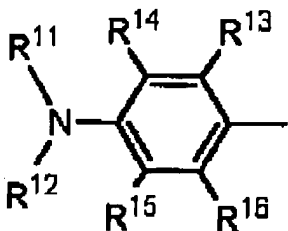


(13)

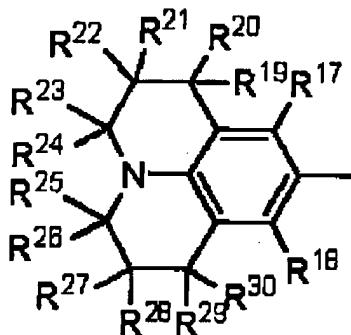


(14)

and  $Y^1$  and  $Y^2$  each is a group represented by the following general formula (8) or (9).



(8)



(9)

(where, in the general formulas (8) and (9) above,  $R^{11}$  and  $R^{12}$  are defined as above,  $R^{13}$  to  $R^{30}$  are defined as above (or a trifluoromethyl group if defined as fluoroalkyl groups).

43. (Withdrawn) The organic electroluminescent element as defined in Claim 41, wherein the organic layer is of organic multilayer structure composed of a hole transfer layer and an electron transfer layer, with at least the electron transfer layer in the organic multilayer structure being a layer of said aminostyryl compound.

44. (Withdrawn) The organic electroluminescent element as defined in Claim 41, wherein the organic layer is of organic multilayer structure composed of a hole transfer layer and an electron transfer layer, with at least the hole transfer layer in the organic multilayer structure being a layer of said aminostyryl compound.

45. (Withdrawn) The organic electroluminescent element as defined in Claim 41, wherein the organic layer is of organic multilayer structure composed of a hole transfer layer and an electron transfer layer, with the hole transfer layer being a layer of said aminostyryl compound, and the electron transfer layer being a layer of said aminostyryl compound, and there exists the hole blocking layer adjacent to the cathode of the layer of aminostyryl compound capable of electron transfer.

46. (Withdrawn) The organic electroluminescent element as defined in Claim 41, wherein the organic layer is of organic multilayer structure composed of a hole transfer layer, a luminescent layer, and an electron transfer layer, with at least the luminescent layer in the organic multilayer structure being a layer of said aminostyryl compound.

47. (Canceled) A luminescent device in which is used the organic electroluminescent element as defined in any of Claims 41 to 46.

48. (Canceled) The luminescent device as defined in Claim 47, which is constructed for use as a display device.

49. (Currently amended) ~~An organic electroluminescent element in which an organic layer having a luminescent region is arranged between an anode and a cathode, characterized in that said organic layer is constructed of at least one layer comprising formed from an aminostyryl compound selected from the aminostyryl compounds represented by the following structural formulas (15)-1 to (15)-12, (16)-1 to (16)-12, (17)-1 to (17)-6, and (18)-1 to (18)-6, and there exists a hole blocking layer adjacent to the cathode of the layer of said aminostyryl compound.~~

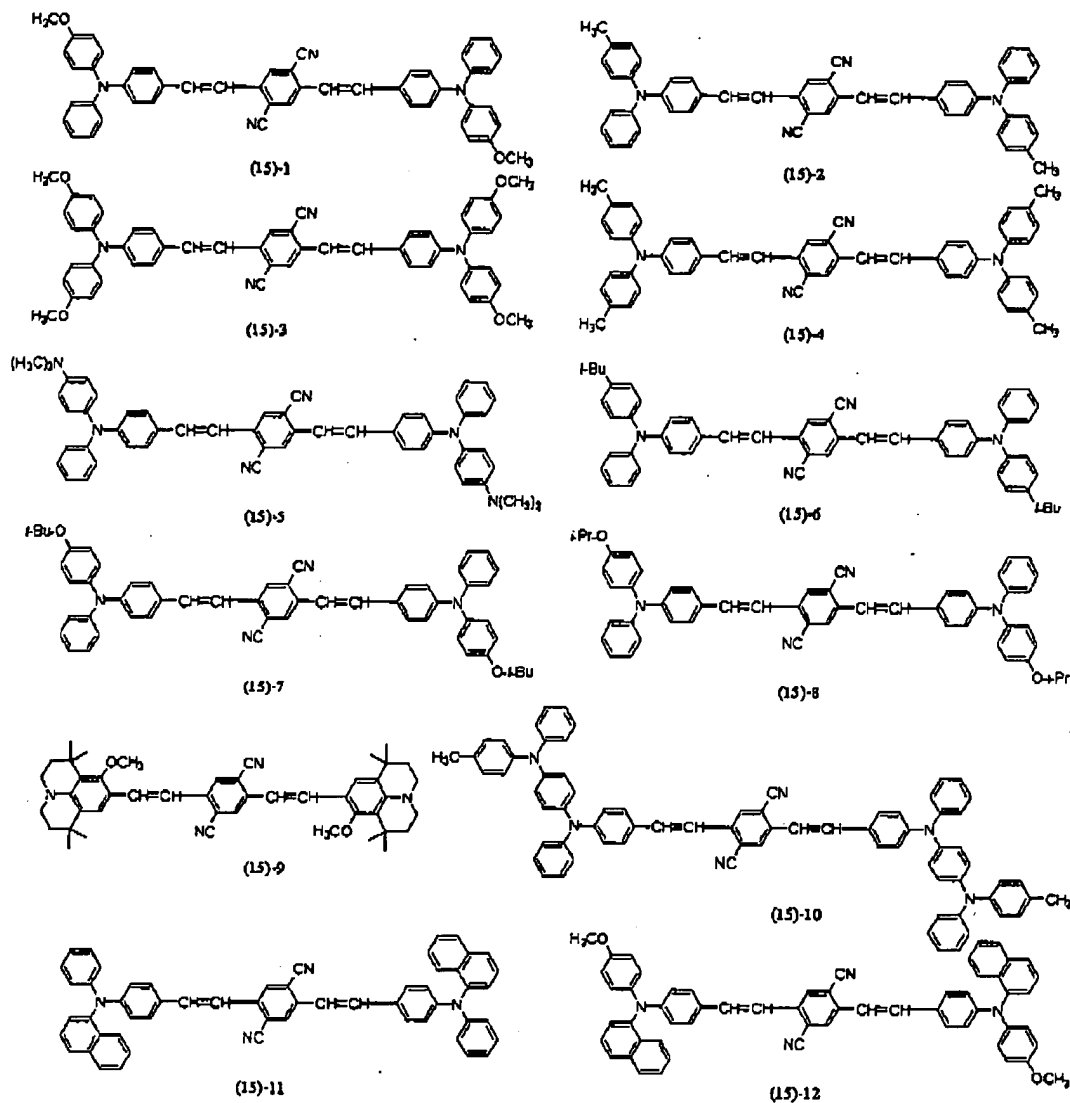
An electroluminescent element comprising:

- (a) a cathode and an anode,
- (b) an organic layer disposed between the anode and the cathode, the organic layer comprising a luminescent organic material comprising at least one distyryl compound selected from the group consisting of (15)-1, (15)-9, (15)-10, (16)-1 to (16)-12, (17)-1 to (17)-6, and (18)-1 to (18)-6



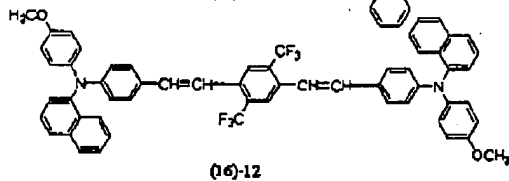
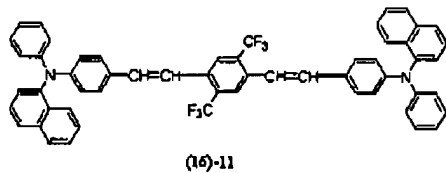
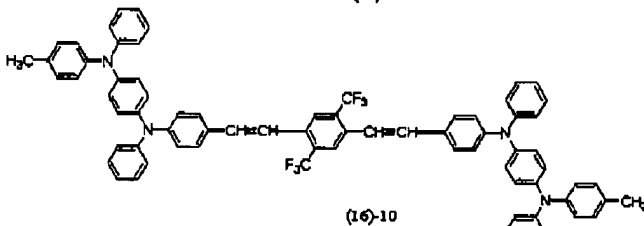
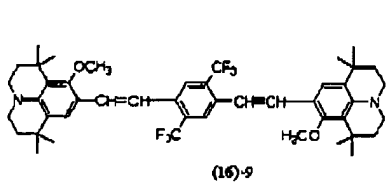
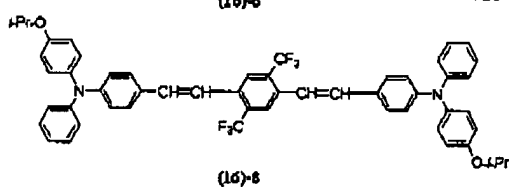
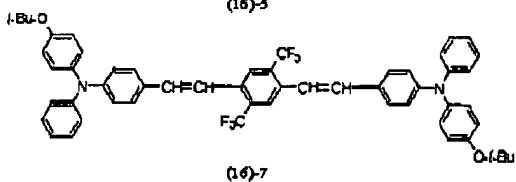
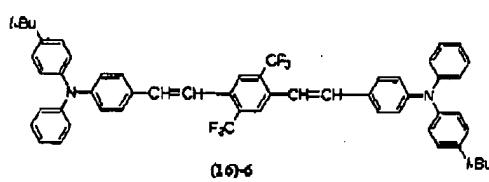
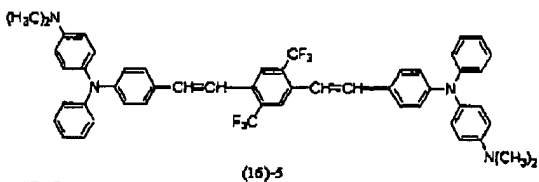
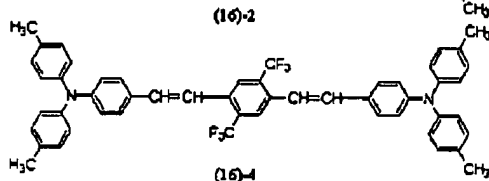
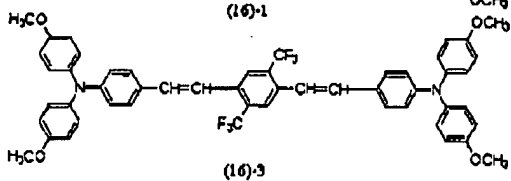
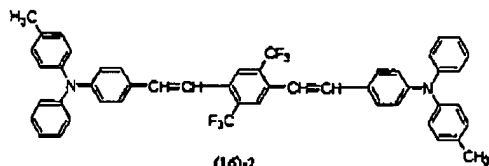
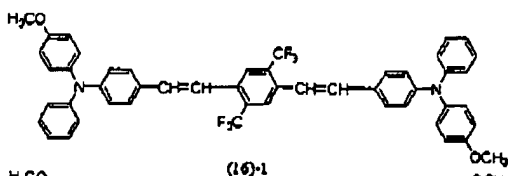
Application No. 10/009,021

Our Case No. 09793822-0158



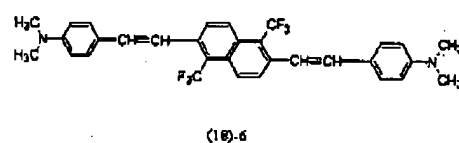
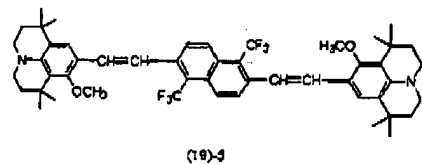
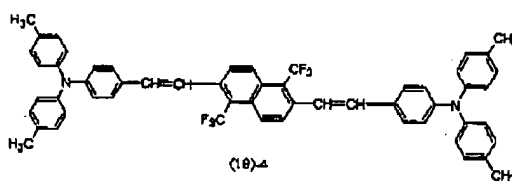
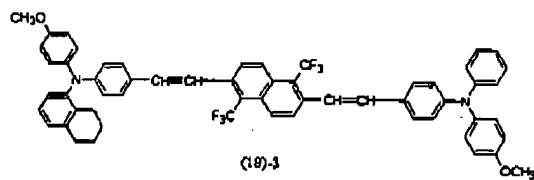
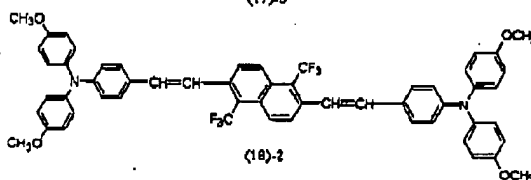
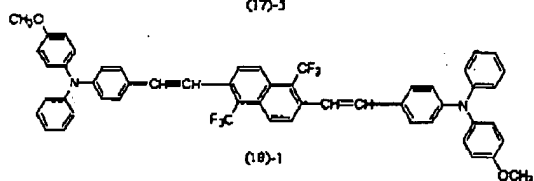
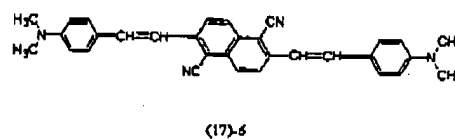
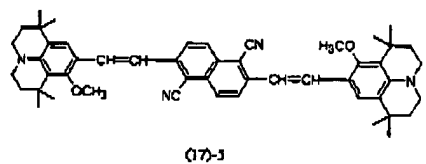
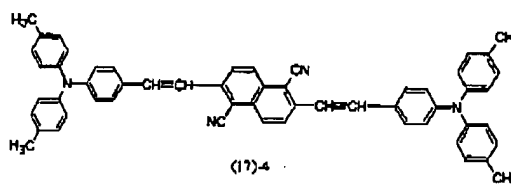
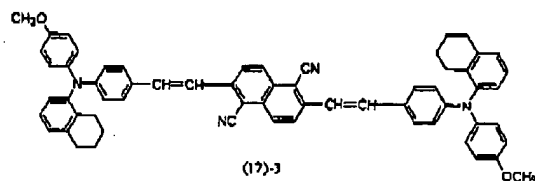
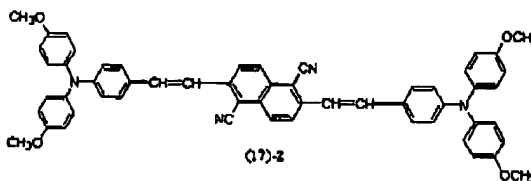
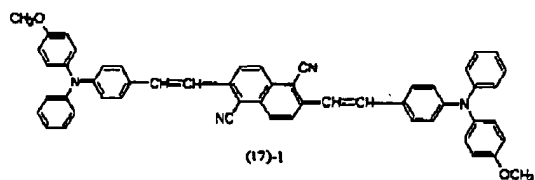
Application No. 10/009,021

Our Case No. 09793822-0158



Application No. 10/009,021

Our Case No. 09793822-0158



(c) a hole blocking layer disposed between the cathode and organic layer (b).

50. (Currently amended) The organic electroluminescent element as defined in Claim 49, wherein the organic layer is of organic multilayer structure composed of a hole transfer layer and an electron transfer layer, with at least the wherein the electron transfer layer in the organic multilayer structure being a layer of comprises said aminostyryl compound.

Application No. 10/009,021

Our Case No. 09793822-0158

51. (Currently amended) The organic electroluminescent element as defined in Claim 49, wherein the organic layer is of organic multilayer structure composed of a hole transfer layer and an electron transfer layer, ~~with at least~~ wherein the hole transfer layer in the organic multilayer structure ~~being a layer of~~ comprises said aminostyryl compound.

52. (Currently amended) The organic electroluminescent element as defined in Claim 49, wherein the organic layer is of organic multilayer structure composed of a hole transfer layer and an electron transfer layer, with wherein the hole transfer layer ~~being a layer of~~ comprises said aminostyryl compound, and wherein the electron transfer layer ~~being a layer of~~ comprises said aminostyryl compound, the electroluminescent layer further comprising a hole blocking layer between the cathode and the electron transfer layer, and there exists the hole blocking layer adjacent to the cathode of the layer of aminostyryl compound capable of electron transfer.

53. (Currently amended) The organic electroluminescent element as defined in Claim 49, wherein the organic layer is of organic multilayer structure composed of a hole transfer layer, a luminescent layer, and an electron transfer layer, ~~with at least~~ wherein the luminescent layer in the organic multilayer structure ~~being a layer of~~ comprises said aminostyryl compound.

54. (Canceled) A luminescent device in which is used the organic electroluminescent element as defined in any of Claims 49 to 53.

55. (Canceled) The luminescent device as defined in Claim 54, which is constructed for use as a display device.

56. (New) The electroluminescent element according to Claim 9, wherein said hole transfer material is an aromatic amine.

57. (New) The electroluminescent element according to Claim 9 wherein said electron transfer material is selected from the group consisting of Alq3 and pyrazoline.

Application No. 10/009,021

Our Case No. 09793822-0158

58. (New) The electroluminescent element according to Claim 9 wherein said dopant for red light emission is selected from the group consisting of DCM, DCM analog compounds, porphylins, phthalocyanines, perylene compounds, Nile red, and squarilium compounds.

59. (New) The electroluminescent element according to Claim 29, wherein said hole transfer material is an aromatic amine.

60. (New) The electroluminescent element according to Claim 29 wherein said electron transfer material is selected from the group consisting of Alq3 and pyrazoline.

61. (New) The electroluminescent element according to Claim 29 wherein said dopant for red light emission is selected from the group consisting of DCM, DCM analog compounds, porphylins, phthalocyanines, perylene compounds, Nile red, and squarilium compounds.